

Series MX activated carbon filters

MX2 ports: G3/8, G1/2, G3/4 - MX3 ports: G3/4, G1
Modular

Bowl with technopolymer cover and bayonet-type mounting



- » Removal of compressed air oil, liquid, and gas components through the active carbon
- » Quality of delivered air according to ISO 8573-1:2010, Class 1.7.1
- » Bowl locking system reducing the risk of accidents
- » Visual blockage indicator

MX is the new series of air treatment components realized by Camozzi, characterized by a modern, linear and compact design, offering high performances. The perfect integration between metal alloys and technopolymers has allowed the realization of a reliable product, light and strong at the same time. Thanks to a new concept of modularity, moreover, the mounting of components has become easier.

The Series MX has been realized to offer a multi-sector solution that guarantees saving in terms of installation time, space and costs.

A special configurator, available on Camozzi website at <http://catalogue.camozzi.com> (sec. Configurators), allows the customer to choose the most suitable solution for his application, selecting single components or by configuring assembled FRLs.

GENERAL DATA

Construction	modular, compact with activated carbon filtering element
Materials	see TABLE OF MATERIALS on the following page
Ports	MX2: G3/8 - G1/2 - G3/4 MX3: G3/4 - G1
Mounting	vertical in-line wall-mounting (by means of clamps)
Operating temperature	10°C ÷ 40°C (t max = 60°C)
Quality of delivered air according to ISO 8573-1:2010	Class 1.7.1
Draining of condensate	No draining
Operating pressure	0.3 ÷ 16 bar
Nominal flow	see FLOW DIAGRAMS on the following pages
Filtering element	active carbon
Residual oil content	< 0,003 mg/m ³
Fluid	compressed air
Pre-filtering	it is recommended to use a filter with residual oil of 0,01mg/m ³

CODING EXAMPLE

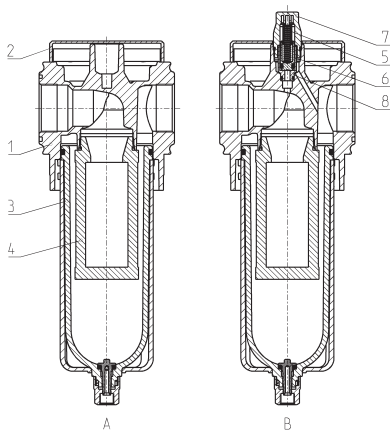
MX	2	-	1/2	-	FCA	1	-	LH
MX	SERIES							
2	SIZE: 2 = G3/8 - G1/2 - G3/4 3 = G3/4 - G1							
1/2	PORT: 1/2 = G1/2 3/4 = G3/4 1 = G1							
FCA	ACTIVATED CARBON FILTER							
1	VISUAL BLOCKAGE INDICATOR: = not present 1 = present							
LH	FLOW DIRECTION: = from left to right (standard) LH = from right to left							

SERIES MX ACTIVATED CARBON FILTERS

For the assembly of a single component with fixing flanges or wall-mounting, see the section "FRL Series MX Assembled"

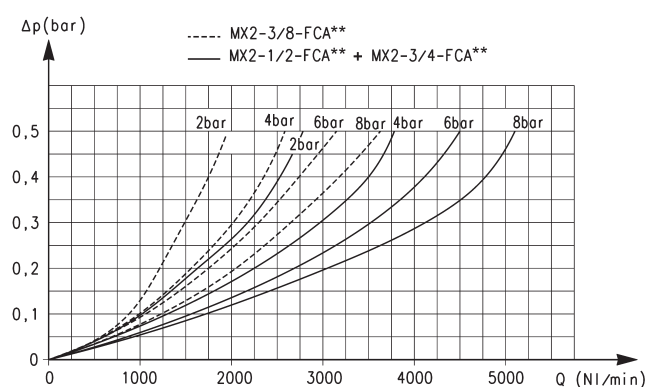
Activated carbon filters Series MX - materials

A = filter
B = filter with visual blockage indicator



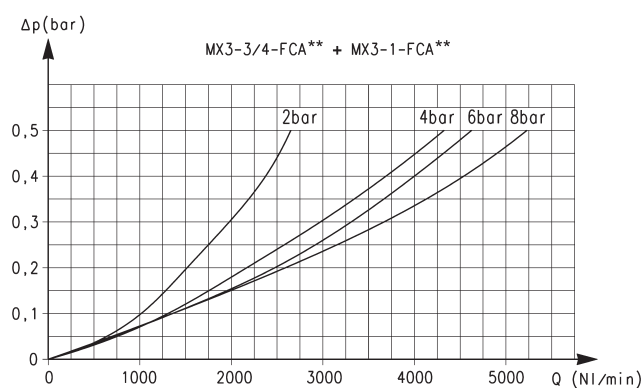
PARTS	MATERIALS
1 = Body	Aluminium
2 = Covering	Polyacetal
3 = Bowl / bowl cover	Polycarbonate/Polyamide
4 = Filtering element	Activated carbon
5 = Upper spring	Stainless steel
6 = Piston	Anodized aluminium
7 = Viewer	Polycarbonate
8 = Indicator body	Brass
Seals	NBR

FLOW DIAGRAMS



* Reference diagram for MX2

Δp = Pressure drop (bar)
 Q = Flow (NL/min)



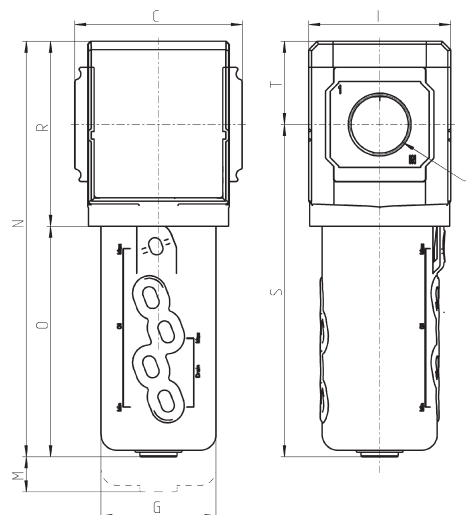
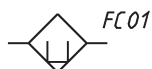
** Reference diagram for MX3

Δp = Pressure drop (bar)
 Q = Flow (NL/min)

Activated carbon filters Series MX - dimensions



FC01 = activated carbon filter

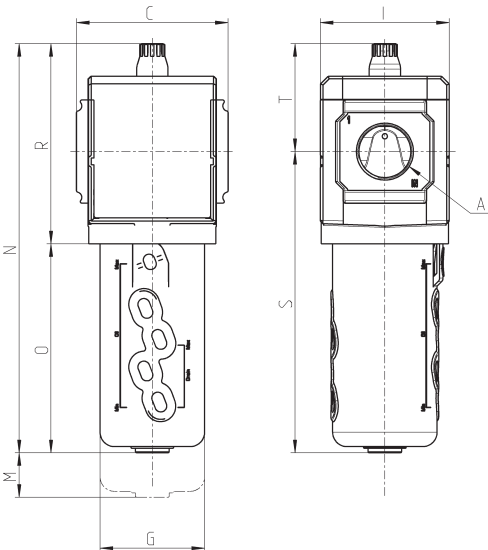
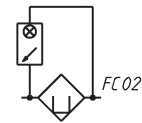


Mod.	A	C	G	I	M	N	O	R	S	T	Weight (Kg)
MX2-3/8-FCA	G3/8	70	55.3	68	89.5	189.5	104.5	85	152	37.5	0.5
MX2-1/2-FCA	G1/2	70	55.3	68	89.5	189.5	104.5	85	152	37.5	0.5
MX2-3/4-FCA	G3/4	70	55.3	68	89.5	189.5	104.5	85	152	37.5	0.5
MX3-3/4-FCA	G3/4	89.5	61.5	76	107	222	123	99	177.5	44.5	0.8
MX3-1-FCA	G1	89.5	61.5	76	107	222	123	99	177.5	44.5	0.8

Activated carbon filters Series MX - dimensions



FC02 = activated carbon filter
with visual blockage indicator



SERIES MX ACTIVATED CARBON FILTERS

Mod.	A	C	G	I	M	N	O	R	S	T	Weight (Kg)
MX2-3/8-FCA1	G3/8	70	55.3	68	89.5	208.5	104.5	104	152	56.5	0.5
MX2-1/2-FCA1	G1/2	70	55.3	68	89.5	208.5	104.5	104	152	56.5	0.5
MX2-3/4-FCA1	G3/4	70	55.3	68	89.5	208.5	104.5	104	152	56.5	0.5
MX3-3/4-FCA1	G3/4	89.5	61.5	76	107	241	123	118	177.5	63.5	0.8
MX3-1-FCA1	G1	89.5	61.5	76	107	241	123	118	177.5	63.5	0.8